



Model Number

NJ2-12GM-N

Features

- 2 mm flush
- Usable up to SIL2 acc. to IEC 61508

Accessories

BF 12

Mounting flange, 12 mm

EXG-12

Quick mounting bracket with dead stop

Technical Data

General specifications

| | | |
|----------------------------|-------|---------------|
| Switching element function | | NAMUR, NC |
| Rated operating distance | s_n | 2 mm |
| Installation | | flush |
| Output polarity | | NAMUR |
| Assured operating distance | s_a | 0 ... 1.62 mm |
| Reduction factor r_{Al} | | 0.4 |
| Reduction factor r_{Cu} | | 0.3 |
| Reduction factor r_{304} | | 0.85 |

Nominal ratings

| | | |
|------------------------------|-------|---|
| Nominal voltage | U_o | 8.2 V (R_i approx. 1 k Ω) |
| Operating voltage | U_B | 5 ... 25 V |
| Switching frequency | f | 0 ... 2000 Hz |
| Hysteresis | H | 3 % |
| Suitable for 2:1 technology | | yes, Reverse polarity protection diode not required |
| Current consumption | | |
| Measuring plate not detected | | ≥ 3 mA |
| Measuring plate detected | | ≤ 1 mA |

Functional safety related parameters

| | |
|--------------------------|--------|
| MTTF _d | 5887 a |
| Mission Time (T_M) | 20 a |
| Diagnostic Coverage (DC) | 0 % |

Ambient conditions

| | |
|---------------------|---------------------------------|
| Ambient temperature | -25 ... 100 °C (-13 ... 212 °F) |
|---------------------|---------------------------------|

Mechanical specifications

| | |
|----------------------|-----------------------------------|
| Connection type | cable PVC, 2 m |
| Core cross-section | 0.34 mm ² |
| Housing material | Stainless steel 1.4305 / AISI 303 |
| Sensing face | PBT |
| Degree of protection | IP67 |

General information

| | |
|---------------------------|--|
| Scope of delivery | 2 self locking nuts in scope of delivery |
| Use in the hazardous area | see instruction manuals |
| Category | 1G; 2G; 1D |

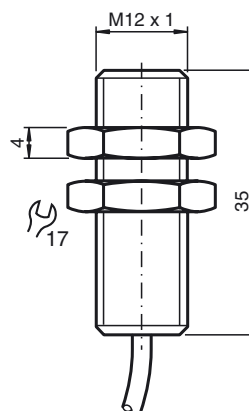
Compliance with standards and directives

| | |
|---------------------|---|
| Standard conformity | |
| NAMUR | EN 60947-5-6:2000 IEC 60947-5-6:1999 |
| Standards | EN 60947-5-2:2007 IEC 60947-5-2:2007 |

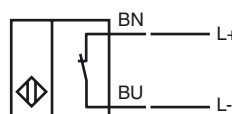
Approvals and certificates

| | |
|-----------------|--|
| FM approval | |
| Control drawing | 116-0165F |
| UL approval | cULus Listed, General Purpose |
| CSA approval | cCSAus Listed, General Purpose |
| CCC approval | CCC approval / marking not required for products rated ≤ 36 V |

Dimensions



Electrical Connection



ATEX 1G

Instruction

Device category 1G
EC-Type Examination Certificate
CE marking

ATEX marking

Directive conformity
Standards

Appropriate type
Effective internal capacitance C_i
Effective internal inductance L_i
General

Ambient temperature

Installation, commissioning

Maintenance


Special conditions

Protection from mechanical danger

Electrostatic charge

Manual electrical apparatus for hazardous areas

for use in hazardous areas with gas, vapour and mist
PTB 00 ATEX 2048 X
CE 0102

 II 1G Ex ia IIC T6...T1 Ga

94/9/EG
EN 60079-0:2012, EN 60079-11:2012, EN 60079-26:2007
Ignition protection "Intrinsic safety"
Use is restricted to the following stated conditions

NJ 2-12GM-N...
≤ 30 nF ; a cable length of 10 m is considered.
≤ 50 μH ; a cable length of 10 m is considered.

The apparatus has to be operated according to the appropriate data in the data sheet and in this instruction manual.

The EC-Type Examination Certificate has to be observed. The special conditions must be adhered to!

Directive 94/9/EG and hence also EC-Type Examination Certificates apply in general only to the use of electrical apparatus under atmospheric conditions.

The use in ambient temperatures of > 60 °C was tested with regard to hot surfaces by the mentioned certification authority.

If the equipment is not used under atmospheric conditions, a reduction of the permissible minimum ignition energies may have to be taken into consideration.

The temperature ranges, according to temperature class, are given in the EC-Type Examination Certificate. Note: Use the temperature table for category 1 !!! The 20 % reduction in accordance with EN 1127-1:1997 has already been accounted for in the temperature table for category 1.

Laws and/or regulations and standards governing the use or intended usage goal must be observed.

The intrinsic safety is only assured in connection with an appropriate related apparatus and according to the proof of intrinsic safety.

The associated apparatus must satisfy the requirements of category ia.

Due to the possible danger of ignition, which can arise due to faults and/or transient currents in the equipotential bonding system, galvanic isolation of the power supply and signal circuit is preferable. Associated apparatus without electrical isolation must only be used if the appropriate requirements of IEC 60079-14 are met.

No changes can be made to apparatus, which are operated in hazardous areas. Repairs to these apparatus are not possible.

When used in the temperature range below -20 °C the sensor should be protected from knocks by the provision of an additional housing.

Electrostatic charges on the metal housing components must be avoided. Dangerous electrostatic charges on the metal housing components can be avoided by incorporating these components in the equipotential bonding.

ATEX 2G

Instruction

Device category 2G

EC-Type Examination Certificate

CE marking

ATEX marking

Directive conformity

Standards

Appropriate type

Effective internal capacitance C_i Effective internal inductance L_i

General

Ambient temperature

Installation, commissioning

Maintenance

Special conditions

Protection from mechanical danger

Electrostatic charge

Manual electrical apparatus for hazardous areas

for use in hazardous areas with gas, vapour and mist

PTB 00 ATEX 2048 X

CE 0102

II 1G Ex ia IIC T6...T1 Ga

94/9/EG

EN 60079-0:2012, EN 60079-11:2012

Ignition protection "Intrinsic safety"

Use is restricted to the following stated conditions

NJ 2-12GM-N...

 ≤ 30 nF ; a cable length of 10 m is considered. ≤ 50 μ H ; a cable length of 10 m is considered.

The apparatus has to be operated according to the appropriate data in the data sheet and in this instruction manual. The EC-Type Examination Certificate has to be observed. The special conditions must be adhered to!

Directive 94/9/EG and hence also EC-Type Examination Certificates apply in general only to the use of electrical apparatus under atmospheric conditions.

The use in ambient temperatures of > 60 °C was tested with regard to hot surfaces by the mentioned certification authority.

If the equipment is not used under atmospheric conditions, a reduction of the permissible minimum ignition energies may have to be taken into consideration.

The temperature ranges, according to temperature class, are given in the EC-Type Examination Certificate.

Laws and/or regulations and standards governing the use or intended usage goal must be observed. The intrinsic safety is only assured in connection with an appropriate related apparatus and according to the proof of intrinsic safety.

No changes can be made to apparatus, which are operated in hazardous areas. Repairs to these apparatus are not possible.

When used in the temperature range below -20 °C the sensor should be protected from knocks by the provision of an additional housing.

Electrostatic charges must be avoided on the mechanical housing components. Dangerous electrostatic charges on the mechanical housing components can be avoided by incorporating these in the equipotential bonding.

ATEX 1D

Instruction

Device category 1D

EC-Type Examination Certificate

CE marking

ATEX marking

Directive conformity

Standards

Appropriate type

Effective internal capacitance C_i Effective internal inductance L_i

General

Maximum housing surface temperature

Installation, commissioning

Maintenance

Special conditions

Electrostatic charge

Manual electrical apparatus for hazardous areas

for use in hazardous areas with combustible dust

ZELM 03 ATEX 0128 X

CE 0102

II 1D Ex iaD 20 T 108 °C (226.4 °F)

The Ex-relevant identification may also be printed on the accompanying adhesive label.

94/9/EG

IEC 61241-11:2002: draft; prEN61241-0:2002

type of protection intrinsic safety "iD"

Use is restricted to the following stated conditions

NJ 2-12GM-N...

≤ 30 nF ; a cable length of 10 m is considered.

≤ 50 μH ; a cable length of 10 m is considered.

The apparatus has to be operated according to the appropriate data in the data sheet and in this instruction manual.

The EC-Type Examination Certificate has to be observed.

The special conditions must be adhered to!

The maximum surface temperature of the housing is given in the EC-Type Examination Certificate.

Laws and/or regulations and standards governing the use or intended usage goal must be observed.

The intrinsic safety is only assured in connection with an appropriate related apparatus and according to the proof of intrinsic safety.

The associated apparatus must satisfy at least the requirements of category Ia IIB or iaD. Because of the possibility of the danger of ignition, which can arise due to faults and/or transient currents in the equipotential bonding system, galvanic isolation in the power supply and signal circuits is preferable. Associated apparatus without electrical isolation must only be used if the appropriate requirements of IEC 60079-14 are met.

The intrinsically safe circuit has to be protected against influences due to lightning. When used in the isolating wall between Zone 20 and Zone 21 or Zone 21 und Zone 22 the sensor must not be exposed to any mechanical danger and must be sealed in such a way, that the protective function of the isolating wall is not impaired. The applicable directives and standards must be observed.

If the Ex-relevant identification is exclusively printed on the included adhesive label, this must be applied in the direct vicinity of the sensor! The surface to which the label is to be applied must be clean and free from grease! The applied adhesive label must be durable and legible to protect it against the possibility of chemical corrosion!

No changes can be made to apparatus, which are operated in hazardous areas.

Repairs to these apparatus are not possible.

Electrostatic charges must be avoided on the mechanical housing components. Dangerous electrostatic charges on the mechanical housing components can be avoided by incorporating these in the equipotential bonding.

The connection cables are to be laid in accordance with EN 50281-1-2 and must not normally be subjected to chaffing during use.